







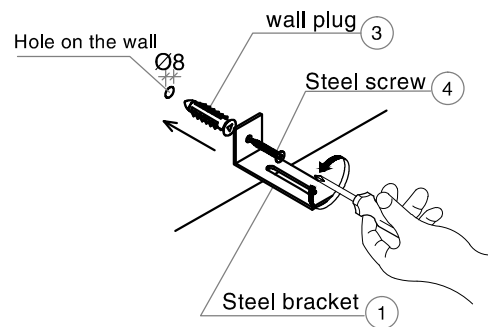
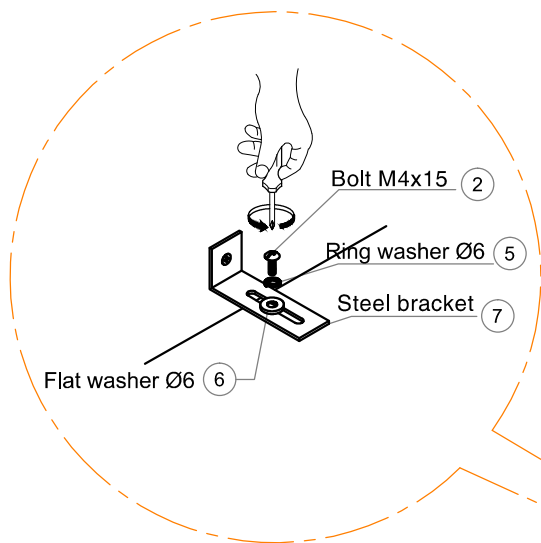
JULIAN CHICHESTER

CIRCLE BOOKCASE - AGED MIRROR DOORS, INTER BOK

Please read all instructions before beginning assembly.
We recommend that assembly is performed by two adults.

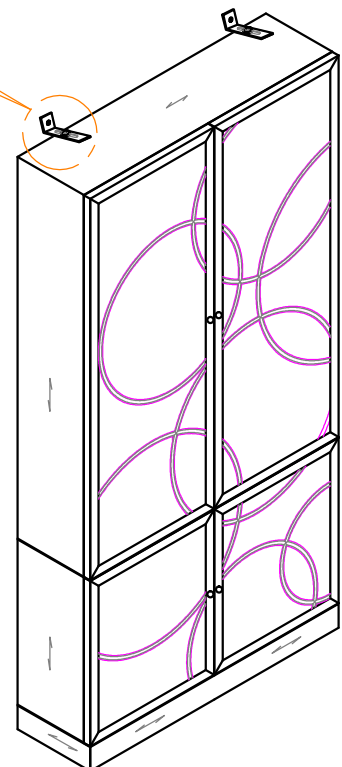
Parts and Hardware

1		[2]	4		[2]
2		[2]	5		[2]
3		[2]	6		[2]



⚠ WARNING

* PLEASE FIT THE BRACKETS PROVIDED TO THE TOP OF THE CABINET AND AN ADJACENT WALL.
* THIS IS TO PREVENT THE CABINET FROM TIPPING FORWARD IN SOME CIRCUMSTANCES.



High Point

1120 Bedford Street, High Point, NC 27263

Office +1(336) 886 2454 @jchichesterusa

sales@julianchichesterusa.com

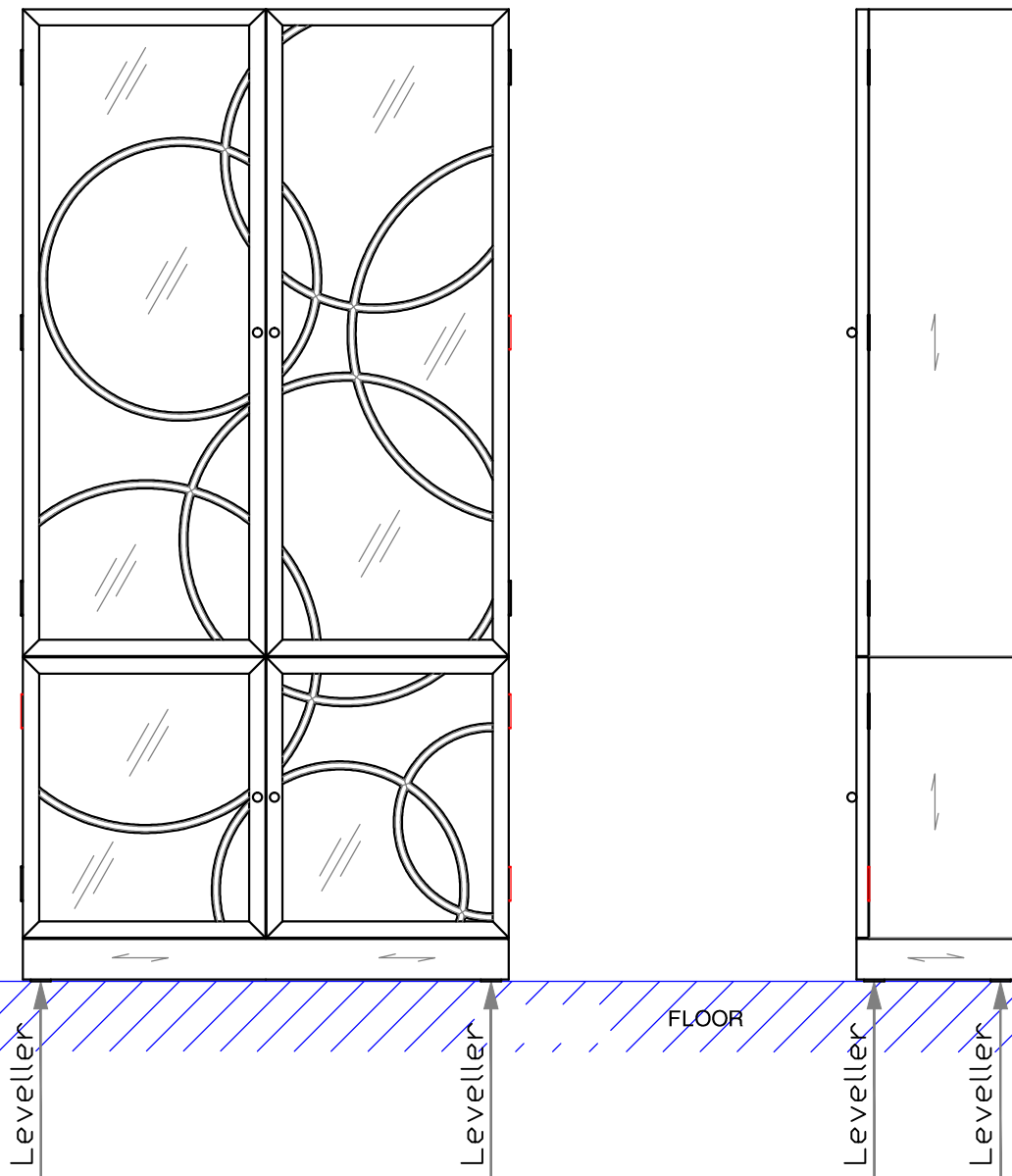
julianchichester.com

JULIAN CHICHESTER

CIRCLE BOOKCASE - AGED MIRROR DOORS, INTER BOK

WHEN THE CABINET IS INSTALLED IN POSITION, THE LEVELLERS AT THE BOTTOM OF THE FEET MAY NEED ADJUSTING TO MAKE SURE THE CABINET IS LEVEL AND THE DOORS LINE UP AND FUNCTION CORRECTLY.

FAILURE TO DO THIS MAY RESULT IN SOME DAMAGE TO THE DOORS.



High Point

1120 Bedford Street, High Point, NC 27263

📞 Office +1(336) 886 2454 🐦 @jchichesterusa

sales@julianchichesterusa.com

julianchichester.com

Page 2 of 2